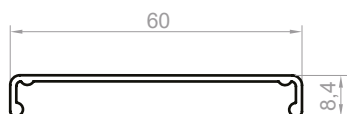



ABDECKUNGEN

C0



FARBE - LICHTDURCHLÄSSIGKEIT

milchig weiß 70%

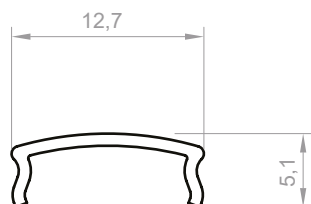

LÄNGEN

2000 mm

ZUM PROFIL

P1-1

C1



FARBE - LICHTDURCHLÄSSIGKEIT

transparent 98%
 milchig weiß 70%
 weiß matt 63%
 schwarz 38%

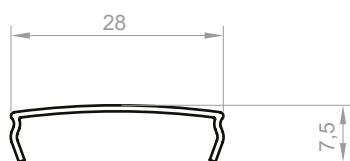

LÄNGEN

1000 mm
 2000 mm
 3000 mm
 10 m (Rolle)

ZUM PROFIL

P2-1, P2-2, P3-1, P3-4, P4-1, P4-3, P4-10, P5-1, P5-2, P5-4, P5-10, P6-1, P6-2, P6-2.5, P6-3, P6-5, P7-1, P8-1, P10-1, P15-1, P16-1, P17-1, P17-2, P17-3, P17-4, P18-1, P18-2, P18-3, P18-4, P19-1, P26-1, P26-2, P26-3, GK4-1, GK4-2, GK6-3, GK18-3, GK26-3

C2



FARBE - LICHTDURCHLÄSSIGKEIT

transparent 98%
 milchig weiß 70%
 schwarz 38%

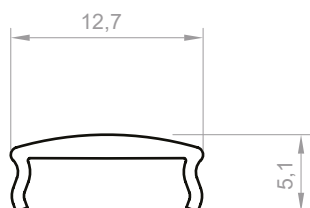
LÄNGEN

1000 mm
 2000 mm
 3000 mm

ZUM PROFIL

P13-1, P14-1

C4



FARBE - LICHTDURCHLÄSSIGKEIT

milchig weiß 70%

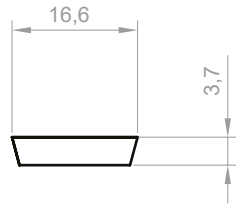
LÄNGEN

1000 mm
 2000 mm
 3000 mm

ZUM PROFIL

P2-1, P2-2, P3-1, P3-4, P4-1, P4-3, P4-10, P5-1, P5-2, P5-4, P5-10, P6-1, P6-2, P6-2.5, P6-3, P6-5, P7-1, P8-1, P10-1, P15-1, P16-1, P17-1, P17-2, P17-3, P17-4, P18-1, P18-2, P18-3, P18-4, P19-1, P26-1, P26-2, P26-3, GK4-1, GK4-2, GK6-3, GK18-3, GK26-3

C5



FARBE - LICHTDURCHLÄSSIGKEIT

- transparent 98%
- milchig weiß 70%

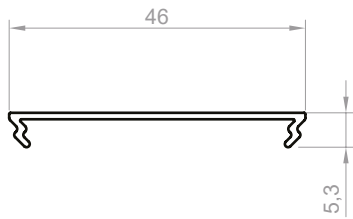
LÄNGEN

- 1000 mm
- 2000 mm
- 3000 mm

ZUM PROFIL

P11-1, P11-2, P11-3, P24-1, P24-3

C6



FARBE - LICHTDURCHLÄSSIGKEIT

- transparent 98%
- milchig weiß 70%
- weiß matt 63%
- schwarz 38%
- Montageabdeckung 0%
- Alu-Blende 0%

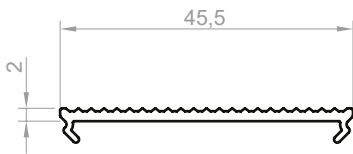

LÄNGEN

- 1000 mm
- 2000 mm
- 3000 mm
- 10 m (Rolle)

ZUM PROFIL

P20-1, P21-1, P23-1, P23-2, P23-3, P23-7, P23-8, P23-10, P26-2, P26-3, GK23-7

C6 PRISMA



FARBE - LICHTDURCHLÄSSIGKEIT

- Prisma UGR<19; 90,5%

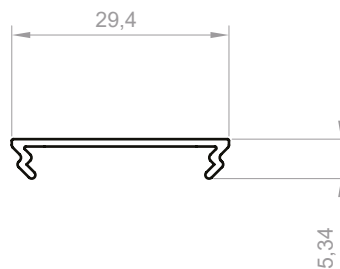

LÄNGEN

- 1000 mm
- 2000 mm
- 3000 mm

ZUM PROFIL

P20-1, P21-1, P23-1, P23-2, P23-3, P23-7, P23-8, P23-10, P26-2, P26-3, GK23-7

C7



FARBE - LICHTDURCHLÄSSIGKEIT

- transparent 98%
- milchig weiß 70%
- weiß matt 63%
- schwarz 38%
- Montageabdeckung 0%
- Alu-Blende 0%

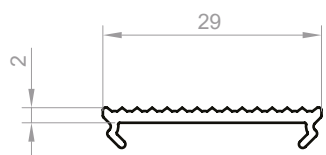

LÄNGEN

- 1000 mm
- 2000 mm
- 3000 mm
- 10 m (Rolle)

ZUM PROFIL

P3-3, P22-1, P22-2, P22-3, P22-7, P22-8, P22-10, GK22-7

C7 PRISMA



FARBE - LICHTDURCHLÄSSIGKEIT

- Prisma UGR<19; 90,5%

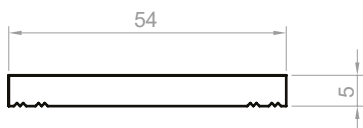
LÄNGEN

- 1000 mm
- 2000 mm
- 3000 mm

ZUM PROFIL

P3-3, P22-1, P22-2, P22-3, P22-7, P22-8, P22-10, GK22-7

C8

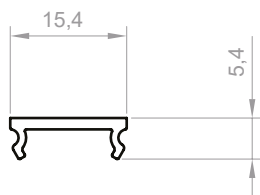


FARBE - LICHTDURCHLÄSSIGKEIT

<input type="radio"/> transparent	98%	1000 mm
<input type="radio"/> milchig weiß	70%	2000 mm
		3000 mm

LÄNGEN
ZUM PROFIL

P24-2

C9

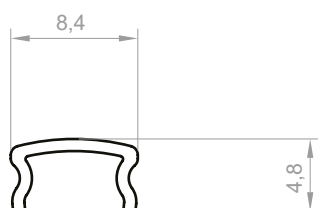

FARBE - LICHTDURCHLÄSSIGKEIT

<input type="radio"/> transparent	98%	1000 mm
<input type="radio"/> milchig weiß	70%	2000 mm
		3000 mm

LÄNGEN
ZUM PROFIL

P25-1, P25-2, P25-3

C10

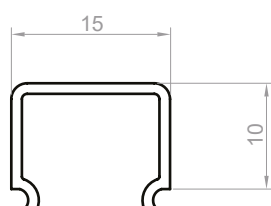

FARBE - LICHTDURCHLÄSSIGKEIT

<input type="radio"/> transparent	98%	1000 mm
<input type="radio"/> milchig weiß	70%	2000 mm
<input checked="" type="radio"/> schwarz	38%	3000 mm
		10 m (Rolle)

LÄNGEN
ZUM PROFIL

P4-2, P6-6, P12-2

C11

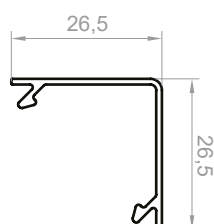

FARBE - LICHTDURCHLÄSSIGKEIT

<input type="radio"/> transparent	98%	1000 mm
<input type="radio"/> milchig weiß	70%	2000 mm
<input type="radio"/> weiß matt	63%	3000 mm
<input checked="" type="radio"/> schwarz	38%	

LÄNGEN
ZUM PROFIL

P2-1, P2-2, P3-1, P3-4, P4-1, P4-3, P4-10, P5-1, P5-2, P5-4, P5-10,
P6-1, P6-2, P6-2.5, P6-3, P6-5, P7-1, P8-1, P18-2, P18-3, P18-4,
GK6-3, GK18-3

C12

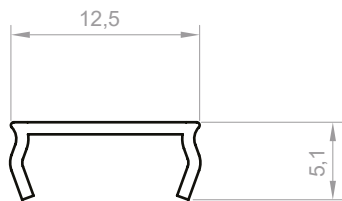

FARBE - LICHTDURCHLÄSSIGKEIT

<input type="radio"/> milchig weiß	70%	1000 mm
		2000 mm

LÄNGEN
ZUM PROFIL

P12-1

C13



FARBE - LICHTDURCHLÄSSIGKEIT

- transparent 98%
- milchig weiß 70%
- weiß matt 63%
- schwarz 38%
- Montageabdeckung 0%

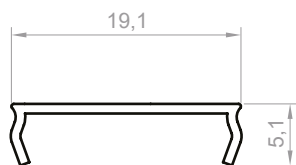
LÄNGEN

- 1000 mm
- 2000 mm
- 3000 mm
- 10 m (Rolle)

ZUM PROFIL

P2-1, P2-2, P3-1, P3-4, P4-1, P4-3, P4-10, P5-1, P5-2, P5-4, P5-10, P6-1, P6-2, P6-2.5, P6-3, P6-5, P7-1, P8-1, P10-1, P15-1, P16-1, P17-1, P17-2, P17-3, P17-4, P18-1, P18-2, P18-3, P18-4, P19-1, P26-1, P26-2, P26-3, GK4-1, GK4-2, GK6-3, GK18-3, GK26-3

C15



FARBE - LICHTDURCHLÄSSIGKEIT

- transparent 98%
- milchig weiß 70%
- weiß matt 63%
- schwarz 38%
- Montageabdeckung 0%

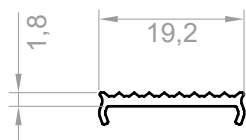

LÄNGEN

- 1000 mm
- 2000 mm
- 3000 mm
- 10 m (Rolle)

ZUM PROFIL

P13-2, P13-3, P13-10, P14-2, P14-3, GK4-3, GK14-3

C15 PRISMA



FARBE - LICHTDURCHLÄSSIGKEIT

- Prisma UGR<19; 90,5%

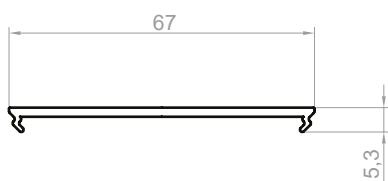
LÄNGEN

- 1000 mm
- 2000 mm
- 3000 mm

ZUM PROFIL

P13-2, P13-3, P13-10, P14-2, P14-3, GK4-3, GK14-3

C16



FARBE - LICHTDURCHLÄSSIGKEIT

- transparent 98%
- milchig weiß 70%
- Alu-Blende 0%

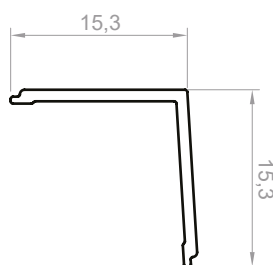
LÄNGEN

- 1000 mm
- 2000 mm
- 3000 mm

ZUM PROFIL

P27-1, P27-2, P27-3, P27-7, GK27-7

C17



FARBE - LICHTDURCHLÄSSIGKEIT

- milchig weiß 70%

LÄNGEN

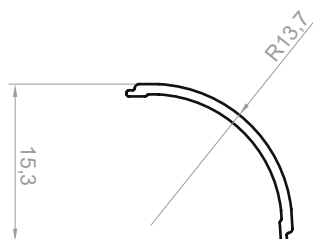
- 1000 mm
- 2000 mm
- 3000 mm

ZUM PROFIL

P3-2, P3-6

NEU

C18



FARBE - LICHTDURCHLÄSSIGKEIT

milchig weiß 70%

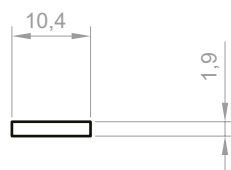
LÄNGEN

1000 mm
2000 mm
3000 mm

ZUM PROFIL

P3-2, P3-6

C19



FARBE - LICHTDURCHLÄSSIGKEIT

milchig weiß 70%

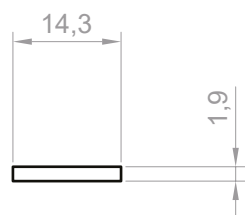
LÄNGEN

1000 mm
2000 mm

ZUM PROFIL

P10-4

C20



FARBE - LICHTDURCHLÄSSIGKEIT

milchig weiß 70%

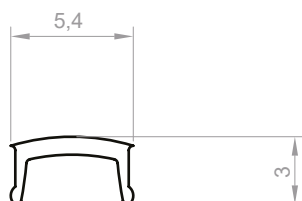
LÄNGEN

1000 mm
2000 mm

ZUM PROFIL

P10-3

C21



FARBE - LICHTDURCHLÄSSIGKEIT

transparent 98%
 milchig weiß 70%

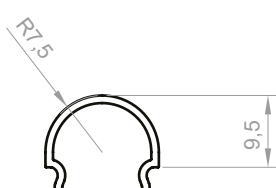
LÄNGEN

1000 mm
2000 mm
3000 mm

ZUM PROFIL

P3-5, P4-4, P6-4

C22



FARBE - LICHTDURCHLÄSSIGKEIT

transparent 98%
 milchig weiß 70%
 weiß matt 63%

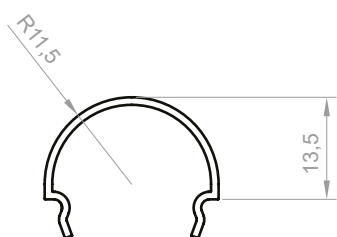
LÄNGEN

1000 mm
2000 mm
3000 mm

ZUM PROFIL

P2-1, P2-2, P3-1, P3-4, P4-1, P4-3, P4-10, P5-1, P5-2, P5-4, P5-10,
P6-1, P6-2, P6-2.5, P6-3, P6-5, P7-1, P8-1, P18-2, P18-3, P18-4, GK6-3,
GK18-3

C23



FARBE - LICHTDURCHLÄSSIGKEIT

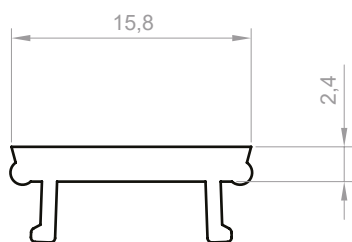
<input type="radio"/> transparent	98%	1000 mm
<input type="radio"/> milchig weiß	70%	2000 mm
<input type="radio"/> weiß matt	63%	3000 mm

LÄNGEN

ZUM PROFIL

P13-2, P13-3, P13-10, P14-2, P14-3, GK14-3

C24



FARBE - LICHTDURCHLÄSSIGKEIT

<input type="radio"/> transparent	98%	1000 mm
<input type="radio"/> milchig weiß	70%	2000 mm

LÄNGEN

ZUM PROFIL

P24-3

NEU

STANDARDPROFILE

	C0	C1	C2	C4	C5	C6	C7	C8	C9	C10	C11	C12	C13	C15	C16	C17	C18	C19	C20	C21	C22	C23	C24		
P2-1		■		■							■		■									■			
P2-2		■		■							■		■										■		
P3-1		■		■							■		■										■		
P3-2																■	■								
P3-3							■																		
P3-4		■		■							■		■										■		
P3-5																				■					
P3-6																■	■								
P4-1		■		■							■		■										■		
P4-2										■															
P4-3		■		■							■		■										■		
P4-4																				■					
P4-10		■		■							■		■										■		
P5-1		■		■							■		■										■		
P5-2		■		■							■		■										■		
P5-4		■		■							■		■										■		
P5-10		■		■							■		■										■		
P6-1		■		■							■		■										■		
P6-2		■		■							■		■										■		
P6-2.5		■		■							■		■										■		
P6-3		■		■							■		■										■		
P6-4																				■					
P6-5		■		■							■		■										■		
P6-6										■															
P7-1		■		■							■		■										■		
P8-1		■		■							■		■										■		
P9-1																									
P10-1		■		■									■												
P10-3																				■					
P10-4																			■						
P10-6																									
P10-8																									
P10-10																									
P12-1												■													
P12-2										■															

■ Endkappen vorhanden ■ Endkappen nicht vorhanden

STANDARDPROFILE

	C0	C1	C2	C4	C5	C6	C7	C8	C9	C10	C11	C12	C13	C15	C16	C17	C18	C19	C20	C21	C22	C23	C24	
P13-1			■																					
P13-2														■									■	
P13-3														■									■	
P13-10														■									■	
P14-1			■																					
P14-2														■									■	
P14-3														■									■	
P15-1		■		■									■											
P16-1		■		■									■											
P17-1		■		■									■											
P17-2		■		■									■											
P17-3		■		■									■											
P17-4		■		■									■											
P18-1		■		■									■											
P18-2		■		■								■		■									■	
P18-3		■		■									■										■	
P18-4		■		■									■										■	
P19-1		■		■									■											
P25-1													■											
P25-2													■											
P25-3													■											

TROCKENBAU-PROFILE

	C0	C1	C2	C4	C5	C6	C7	C8	C9	C10	C11	C12	C13	C15	C16	C17	C18	C19	C20	C21	C22	C23	C24	
GK4-1		■		■									■											
GK4-2		■		■									■											
GK4-3														■										
GK6-3		■		■								■		■									■	
GK14-3														■									■	
GK18-3		■		■								■		■									■	
GK22-7																								
GK23-7																								
GK26-3		■		■									■											
GK27-7																								

■ Endkappen vorhanden ■ Endkappen nicht vorhanden

HERMETISCHE PROFILE

	C0	C1	C2	C4	C5	C6	C7	C8	C9	C10	C11	C12	C13	C15	C16	C17	C18	C19	C20	C21	C22	C23	C24	
P11-1					■																			
P11-2					■																			
P11-3					■																			
P24-1					■																			
P24-2					■			■																
P24-3					■																			■

TROCKENBAU-PROFILE

	C0	C1	C2	C4	C5	C6	C7	C8	C9	C10	C11	C12	C13	C15	C16	C17	C18	C19	C20	C21	C22	C23	C24	
P1-1	■																							
P20-1						■																		
P21-1						■																		
P22-1							■																	
P22-2							■																	
P22-3							■																	
P22-7							■																	
P22-8							■																	
P22-10							■																	
P23-1						■																		
P23-2						■																		
P23-3						■																		
P23-7						■																		
P23-8						■																		
P23-10						■																		
P26-1		■		■		■							■											
P26-2		■		■		■							■											
P26-3		■		■		■							■											
P27-1															■									
P27-2															■									
P27-3															■									
P27-7															■									

■ Endkappen vorhanden ■ Endkappen nicht vorhanden